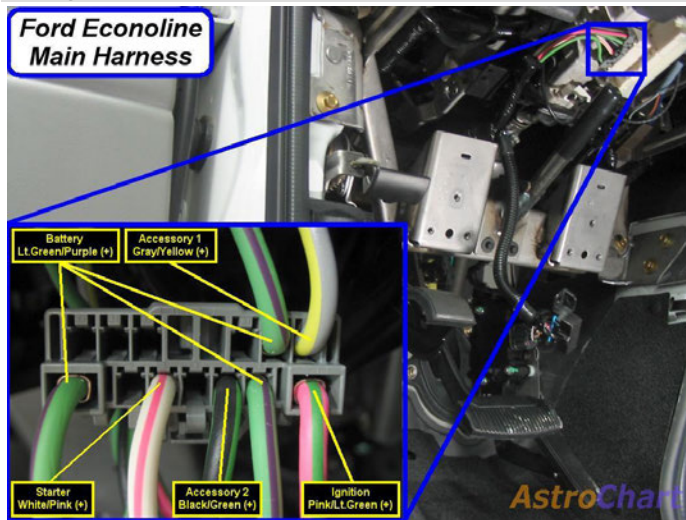
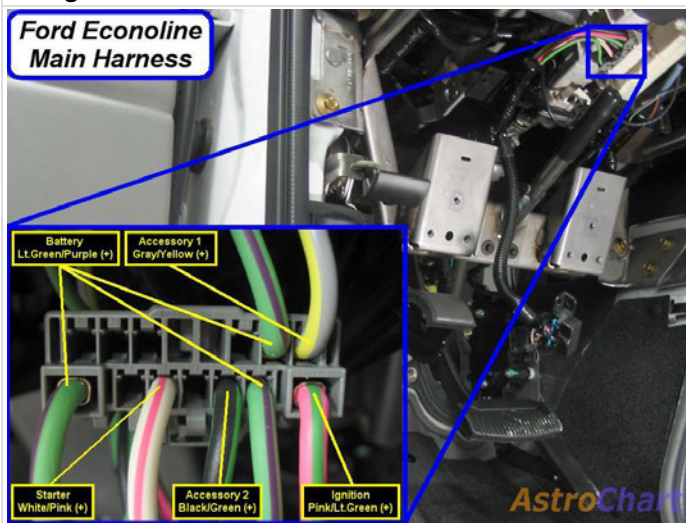


2005 Ford Econoline - North America - Requested by d [REDACTED]			
Item	Wire Color	Polarity	Wire Location
12 Volts	lt. green/violet (x2) (common 60A)	+	ignition harness
Second 12 Volts	lt. green/violet (common 60A)	+	ignition harness
Ground	(chassis ground)		
Starter	white/pink	+	ignition harness
Ignition	pink/lt. green	+	ignition harness
Accessory	gray/yellow	+	ignition harness
Second Accessory	black/lt. green	+	ignition harness
Keysense	black/pink	-	ignition harness
CAN Bus High	white/lt. green (HS CAN)	data	data link connector, 16 pin plug, pin 6
CAN Bus Low	pink/lt. green (HS CAN)	data	data link connector, 16 pin plug, pin 14
Power Lock	red to orange/black (without keyless entry)	5wi	either kick, door harness
Power Unlock	brown to yellow/red (without keyless entry)	5wi	either kick, door harness
Lock Motor	pink/black	5wi	VSM in passenger kick
Driver Unlock Motor	red/orange	5wi	VSM in passenger kick
Passenger Unlock Motor	pink/orange	5wi	VSM in passenger kick
Parking Lights	brown	+	headlight switch
Hazards	same as turn signal wires		
Turn Signal (Left)	lt grn/wht (F), lt grn/org (R)	+	turn signal switch
Turn Signal (Right)	wht/lt blu (F), org/lt blu (R)	+	turn signal switch
Headlight	red/yellow	+	headlight switch
Reverse Light	black/pink	+	driver kick, harness to rear
Left Front Door Trigger	red/pink	-	driver kick
Right Front Door Trigger	black/white	-	driver kick or passenger kick
Right Rear Door Trigger	white (sliding door only) or same as RF door	-	passenger kick, harness to rear
Dome Light	black/lt. blue	+	relay to right of steering column
Trunk/Hatch Pin	same as right front door trigger		
Tachometer	white/pink	ac	PCM, top plug, pin 25 (gas) or pin 1 (diesel)
Wait to Start	see Tech Doc 1091		
Fuel Pump	dk. green/yellow or white	+	inertia fuel shutoff switch in passenger kick
Speed Sense	gray/black	ac	PCM, top plug, pin 1 (gas) or pin 22 (diesel)
Brake Wire	dk. green	+	brake pedal switch
Parking Brake	lt. green/red	-	parking brake switch
Horn Trigger	dk. blue	-	horn switch
Wipers	dk. blue/orange	-	windshield wiper switch
Left Front Window (Up/Down)	white/black - yellow	A	driver window switch in door
Right Front Window (Up/Down)	white/yellow - tan/lt. blue	A	driver kick, door harness
Radio 12V	red/white	+	radio harness
Radio Ground	black and black/lt. green	-	radio harness
Radio Ignition	yellow/black	+	radio harness
Radio Illumination	lt. blue/red (dimmer)	+	radio harness
Left Front Speaker (+/-)	orange/lt. grn - lt. blue/wht	+,-	radio harness
Right Front Speaker (+/-)	white/lt. grn - dk. green/org	+,-	radio harness
Left Rear Speaker (+/-)	gray/lt. blue - tan/yellow	+,-	radio harness
Right Rear Speaker (+/-)	orange/red - brown/pink	+,-	radio harness


Wiring Photo and Notes: 12 Volts

Wiring Photo and Notes: 12 Volts

There are no notes for this wire.

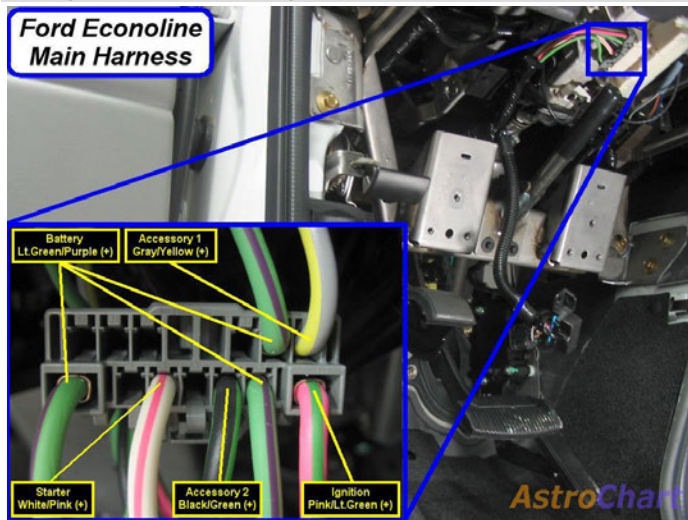
Wiring Photo and Notes: Second 12 Volts

There are no notes for this wire.

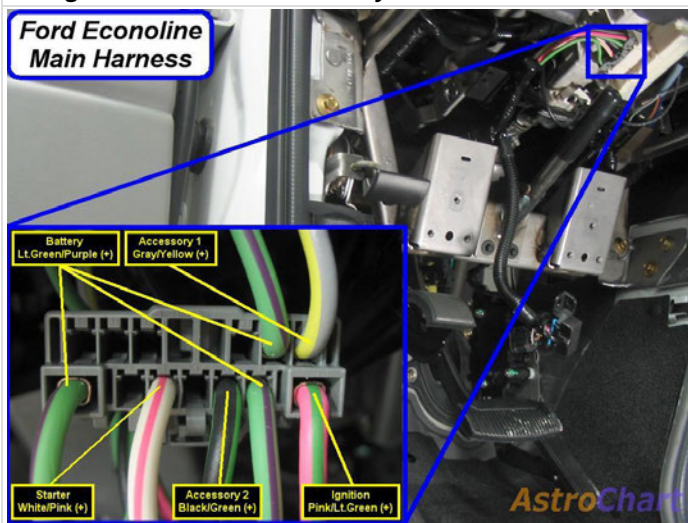
Wiring Photo and Notes: Starter

There are no notes for this wire.


Wiring Photo and Notes: Ignition

Wiring Photo and Notes: Ignition

There are no notes for this wire.

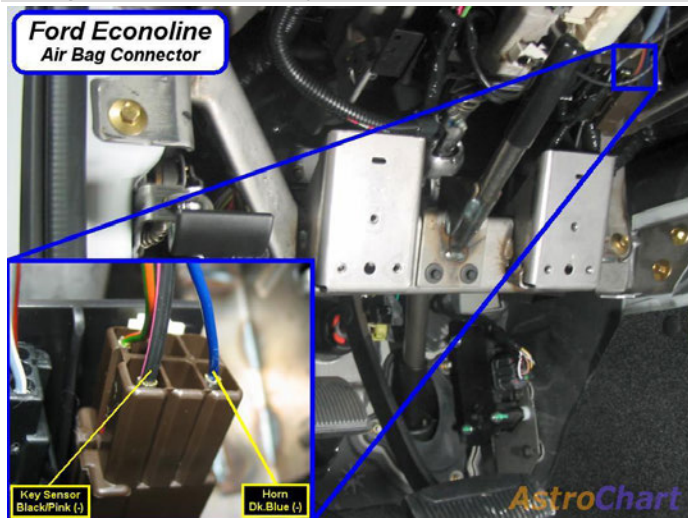
Wiring Photo and Notes: Accessory

There are no notes for this wire.

Wiring Photo and Notes: Second Accessory

There are no notes for this wire.

Wiring Photo and Notes: Keysense

Wiring Photo and Notes: Keysense

There are no notes for this wire.

Wiring Photo and Notes: Power Lock


note

Use the passenger door lock switch when metering the wires, as it is the master switch. On vehicles with remote keyless entry, use pink/yellow (-) for lock and pink/lit. green (-) for unlock in either kick or at the VSM in the passenger kick.

Wiring Photo and Notes: Power Unlock


note

Use the passenger door lock switch when metering the wires, as it is the master switch. On vehicles with remote keyless entry, use pink/yellow (-) for lock and pink/lit. green (-) for unlock in either kick or at the VSM in the passenger kick.


Wiring Photo and Notes: Parking Lights

There are no notes for this wire.


Wiring Photo and Notes: Headlight

Wiring Photo and Notes: Headlight

There are no notes for this wire.


Wiring Photo and Notes: Reverse Light

There are no notes for this wire.


Wiring Photo and Notes: Left Front Door Trigger

There are no notes for this wire.


Wiring Photo and Notes: Right Front Door Trigger

Wiring Photo and Notes: Right Front Door Trigger

There are no notes for this wire.

Wiring Photo and Notes: Tachometer

The PCM is under the hood, next to the brake master cylinder.


Wiring Photo and Notes: Fuel Pump

There are no notes for this wire.


Wiring Photo and Notes: Speed Sense

note

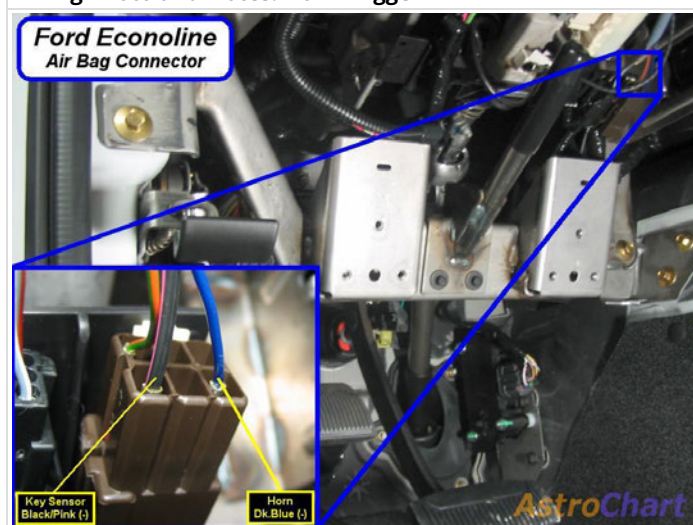
The PCM is under the hood, next to the brake master cylinder.

Wiring Photo and Notes: Brake Wire

There are no notes for this wire.

Wiring Photo and Notes: Parking Brake

There are no notes for this wire.

Wiring Photo and Notes: Horn Trigger

There are no notes for this wire.

use, disclosure or distribution is prohibited.